

# CLOVERBUDDIES


**A 4-H EXPLORATION ACTIVITY SERIES FOR  
CLOVERBUD MEMBERS**



November 2023

PROJECT EXPLORATION:

**SERVICE LEARNING &  
CITIZENSHIP**



# WHO AM I?

There are many important historical figures to learn about when you study Citizenship. Below are some fun facts about a very important figure in our history of the United States, where we live. Read through the facts below - can you guess who it is? Fill in the blanks below with the red letters in the facts to find out his last name!

1. As a kid, I **L**oved books and learning.

2. **I** was born in Kentucky.

3. I was the tallest president at six feet four i**N**ches tall.

4. I was the president of the United States during the **C**ivil War.

5. I was president t**O** have a full beard.

6. I am featured on the front of the American five doll**L**ar bill.

7. My famous **N**ickname is "Honest Abe."



---

1

2

3

4

5

6

7

# CIZITEN BINGO

There are many ways for someone to be a good citizen. From helping someone to picking up after yourself, acts of citizenship do not have to be big or hard. Let's practice being a good citizen together! Using the Bingo sheet below, mark off each square as you do the activity in it. Are you able to get a Bingo?

**B**

**I**

**N**

**G**

**O**

Sing or listen to "The Star Spangled Banner," our national anthem.	Read a book relating to citizenship. (e.g. I am America, It Takes a Village, etc.)	*Write a poem or a rap about citizenship.	*Take or find a picture of someone being a good citizen.	*Draw a picture or design a poster about citizenship.
Help pick up litter.	Donate something to someone in need.	Make a new friend from a different country.	Do something nice for a neighbor.	*Write a letter to a pen pal (real or imaginary) from another country.
Recite the Pledge of Allegiance.	Recite the Pledge of Allegiance.	<b>FREE SPACE</b>	Thank a service person. (police officer, military member, etc.)	Volunteer to do something for your school.
Share something with others (e.g. toys, snacks, stories, etc.)	Go with an adult to the polls when they vote.	Attend a public meeting or your next club's meeting.	Offer to help with a chore you don't normally do.	Call a distant friend or relative.
Complete pages 3 & 5 of November Cloverbuddies.	Talk about what you've learned about citizenship this month to someone else.	Play a game where you practice taking turns.	Do something helpful for a family member.	Name the town of our country's capitol. (Hint: Where the White House is)

# Tis' the Season

An important part of Service Learning is learning how to give back to your community. Lots of people feel really good about themselves after they give back to others - let's practice together! During the upcoming winter, many local food pantries are in desperate need of non-perishable food items, even right here in Pierce County. If you would like to donate on your own to a food pantry of your own choosing, we would love to see a picture of you with your goods to be featured in the Informant! Please send pictures to [April.daniels@wisc.edu](mailto:April.daniels@wisc.edu) or to PO Box 69, 432 W. Main Street, Ellsworth, WI 54011.

## ITEMS IN GREAT NEED IN PIERCE COUNTY FOOD PANTRIES:

### Meats/Proteins:

- Canned tuna, chicken, salmon
- Peanut butter
- Beans (dried or canned)



### Extras:

- Canned Soups
- Mac-n-Cheese
- Canned or dried fruit

### Side Dishes:

- Pasta/rice packets, boxed meals
- Boxed potatoes, stuffing, canned potatoes
- Rice

### Personal Care Products:

- Shampoo/Soaps
- Deodorant,
- Toothbrushes & toothpaste
- Razors
- Baby products
- Feminine hygiene items



### Special Dietary Foods:


- Low-sugar, low-sodium, gluten free



# "MY HANDS TO LARGER SERVICE"

This is a phrase that is stated as a part of the 4-H pledge. As we think about serving our community, it is also important to realize that people are "thankful" for the service that 4-H has done. Understanding the idea of "thankfulness" will help you understand the value of offering your "Hands to larger service."

Please read "The Thankful Coat" by Karen Harvey Cox on the next page, then color your own "Thankful Coat" however you'd like it to look below!



**Keep your thankful coat near you, so that every morning you can wake up and put on your imaginary coat. Take a minute or two to start your day thinking about all the things you are thankful for – maybe even keep a small journal of those things. Doing this will help you find the secret of happiness, just as David did.**

# THE THANKFUL COAT BY KAREN HARVEY COX

Once upon a time there was a little boy named David. David had a very nice family, and he lived in a very nice house. David had a fun little sister, named Sally and a wonderful dog named Rusty. He had nice toys to play with and he went to the very best school. There was just one thing that David did not have, he didn't know how to be happy. Nothing seemed to make David smile, no matter what his mother, father, sister and even Rusty did, David was always unhappy.

One day David was sitting on his swing in the backyard feeling sad. A little girl walked right into his yard and walked up to him and said, "Hi, my name is Sandy, have you seen the Thankful Coat around here?" David thought for a moment and said, "A Thankful Coat, I never heard of anything called a Thankful Coat. No, I haven't seen one around here. What exactly does one look like anyway?"

"Well", said the little girl. "It is the most wonderful coat in the whole world. It makes you feel happy when you wear it." David asked, "What color is it?" "Oh, it is the color of the rainbow", said Sandy. "Come on, let's look together to see if we can find it and then you'll know what one looks like!"

So Sandy and David looked everywhere. ~ They looked behind the house. ~ They looked behind the bushes. ~ They looked all over the backyard. ~ They looked and looked and looked. Suddenly, they heard such a commotion. All the birds, bees, bunnies, squirrels, butterflies, chipmunks, and even David's dog Rusty were gathered around a large oak tree. There it was hung on one single branch of the oak tree...a beautiful coat. It was the color of a rainbow, just like Sandy had told him. The animals made beautiful sounds that sounded just like lovely music.

"See David, here it is the Thankful Coat", said Sandy. "Come on, let me put it on you and you'll see it will make you feel happy." So, David held out his arms while Sandy slid the coat over his shoulders and then he put one arm in one sleeve and then the other. David said, "Gee this coat feels nice, and I feel better, Sandy." David felt very thankful all of a sudden.

David was thankful for the beautiful blue sky.  
~ David was thankful for his new friend Sandy. ~  
David was thankful for his fun dog Rusty. ~  
David was thankful for his family. ~ David just felt very thankful.

The more thankful David became, the happier he felt. The happier he became the bigger his smile grew. David's smile grew bigger, and bigger and bigger. Happy Thoughts popped up everywhere in David's mind. David had found the secret to happiness, to wear the Thankful Coat.

David was especially thankful to Sandy. "Sandy, thank you so much for this coat, I feel happy for the very first time in a very long time." Sandy looked at David and said "I must leave now David, so that I can bring this coat to other unhappy children." "What?" David said in disbelief. "How can you take this coat away, Sandy, I don't want to go back to being unhappy."


Sandy started to smile and said, "Why David now that you know the secret to happiness is being thankful, you can make your own Thankful Coat to wear every day. Your Thankful Coat can be an imaginary one and you can make it any color you would like it to be. Every day when you get up you put on your imaginary coat and start to think of all the things that you are thankful for and you will be happy.

David thought for a minute and he said, "I think my thankful coat would be blue with gold buttons." Sandy said, "Now isn't that fun?" Tomorrow morning you will get up out of bed and put on your imaginary Thankful Coat and think about all the things that you have to be thankful for, and you will be as happy as you are this very minute." Sandy hugged David and said, "Goodbye, David I am so glad that you have the secret to being happy now." David said, "Sandy I am so glad that you found the Thankful Coat and that you taught me how to make one of my own." After Sandy left, David got out some paper, pencils and crayons. He drew a picture of a coat and colored it blue and made the buttons gold. He hung the picture in his room.

The next morning David got out of bed, he looked over at his drawing hung on the wall, and he put on his imaginary Thankful Coat. To his happy surprise he started to feel happy. The more thankful he became the happier he felt. David's smile got bigger, and bigger and bigger. David's life became full of happiness and he remained happy for the rest of his thankful days.

# I pledge...

Like symbols, pledges are another topic explored in the 4-H Citizenship Project. A pledge is something that a person promises to do. Do you know what the 4-H Pledge is? Check it out below!



**4-H PLEDGE** I pledge my **HEAD** to clearer thinking,  
my **HEART** to greater loyalty,  
my **HANDS** to larger service,  
and my **HEALTH** to better living,  
for my club, my community,  
my country, and my world.



## The Pledge of Allegiance


We have pledge here in the United States, just like we do in 4-H. Have you ever heard of the Pledge of Allegiance before? Have you ever had to say the Pledge of Allegiance in school? The word “allegiance” means loyalty, so when you “pledge allegiance to the flag,” you are promising loyalty to the American flag. Fill in the missing words to the Pledge of Allegiance below, and you will practice becoming a great citizen!



“I pledge allegiance to the \_\_\_\_\_  
of the United \_\_\_\_\_ of America  
and to the Republic for which it \_\_\_\_\_,  
\_\_\_\_\_ nation under God, indivisible,  
with liberty and justice for \_\_\_\_\_.”

# ASSISTING THOSE IN NEED

Service Learning is all about helping and giving back to all people and creatures. Help the squirrel find his acorns in time for winter by guiding him through the maze below!






# OCTOBER ANSWER KEYS

Answers to all Cloverbuddies activities will appear on the back cover of the following month's issue. For answers to this issue, watch for next month's installment of Cloverbuddies!

## BREAKFAST SEARCH



## BREAKFAST SEARCH

1. Freezing
2. Ferment
3. Jars
4. Boiling
5. Canning
6. Preserve
7. Dehydration

## TOYS FOR ALL AGES



2 MONTHS




1.5 YEARS



3 YEARS



5 YEARS



An EEO/AA employer, University of Wisconsin-Extension provides equal opportunities in employment and programming, including Title VI, Title IX, and the Americans with Disabilities Act (ADA) requirements.

Source: UW Madison Division of Extension, LaCrosse County 4-H, Wisconsin

Adapted by: April Daniels, 4-H Program Educator, UW Madison Division of Extension, Pierce County