

CLOVERBUDDIES

**A 4-H EXPLORATION ACTIVITY SERIES FOR
CLOVERBUD MEMBERS**



DECEMBER 2023

PROJECT EXPLORATION:

**VISUAL &
COMMUNICATION ARTS**




UW-MADISON EXTENSION
PIERCE COUNTY



Have you ever seen anyone talk with their hands or use a lot of gestures when they talked? They may have been using sign language, which is a way to communicate without having to speak. Not a lot of people are fluent in sign language, but let's "try our hand" at it! Follow the "handout" below to learn the 4-H pledge in sign language.

listening vs hearing

Have you ever seen the words “hearing” and “listening”? They may seem like the same thing, but they are different. Hearing is using one of your five senses to pick up sounds. Listening is when you think about those sounds and understand what someone is saying. An important part of being a good communicator is not just being able to hear, but to be able to listen. Try the exercise below to see how well you listen!

WHAT YOU'LL NEED:

- A red, orange, yellow, green, blue, purple, brown, gray, and black coloring utensil.


WHAT TO DO:

- Have someone read you each direction below about The Shopping Trip.
- Follow the directions by listening to what the person is telling you do.
- Check your picture and see how you did!

COLORING INSTRUCTIONS:

1. Color the rug sections green and red alternating – starting with green for the upper left corner of the rug.
2. Color the window curtains blue.
3. Color the larger cat orange, and the smaller cat gray.
4. Color the logs in the fire place brown, the bigger part of the flame yellow, and the smaller parts red, then color the inside of the fireplace around the fire and logs orange.
5. Color the snow boots purple.
6. Color the fireplace bottom ledge, and mantle (the very top part of the fire place and top shelf) brown, then color the rest of the fireplace black including the base.
7. Color the leaves of all three plants on top of the fire place green.
8. Color the plant pot on the right red and the middle plant pot purple. Then color the circles on the left plant pot yellow, and the rest of that pot blue.
9. Color in the glass of the window gray. Then finally write your name in the bottom left corner in whatever color you want!

listening vs hearing



SCRIBBLE ABSTRACT ART

Did you know that individual snowflakes are all unique? Every one that falls is slightly different. Did you also know that they are symmetrical? That means that if you cut a snowflake in half, each half are perfect mirrors of each other. Practice your skills by creating symmetrical snowflakes below!

MATERIALS:

- white paper
- black construction paper
- scissors (make sure you have an adult for these!)
- black marker
- crayons
- glue



INSTRUCTIONS:

1. Use the black marker to create swirls and scribbles all over the paper.
2. Your scribbles created many shapes – color them in with as many different colored crayons you want!
3. Once you are done coloring in your shapes, either have an adult cut along the edges of your shape or have an adult supervise you doing this.
4. Glue your masterpiece on the piece of black paper and sign your name proudly!

FIND-A-WORD

“Communication” is a big word that means how we talk to each other. This talking doesn’t always have to be through speaking - writing, signing, directing and demonstrating are all different ways to communicate to another person. Can you find all of the communication words in the Word Bank in the puzzle below?

WORD BANK:

talk
tone
write
sign
speak
speech
letter
listen
show
communication
direction
language

B	N	U	D	X	Y	W	L	R	H	W	G	V	Z	G
D	V	V	X	Y	E	X	A	N	E	F	A	O	D	H
K	I	S	X	K	T	D	N	W	U	T	U	D	R	G
B	J	R	U	M	I	S	G	V	B	G	T	T	H	C
W	Z	R	E	Y	R	H	U	V	V	E	O	E	V	Q
V	S	C	V	C	W	O	A	G	M	A	T	Q	L	Z
R	J	F	M	K	T	W	G	Z	L	Q	P	Q	X	C
T	V	Q	A	E	B	I	E	U	F	D	H	W	B	T
C	N	E	Y	Y	Q	A	O	K	V	E	T	Z	Z	E
H	P	J	Y	Y	Y	S	C	N	B	O	E	L	P	C
S	O	T	G	L	U	E	O	T	N	G	I	C	J	Y
C	P	U	Z	L	G	X	U	E	S	S	T	A	L	K
C	O	M	M	U	N	I	C	A	T	I	O	N	R	U
W	J	H	C	E	E	P	S	E	N	R	G	Y	D	V
L	C	P	Z	O	N	I	N	U	H	W	Y	N	K	F

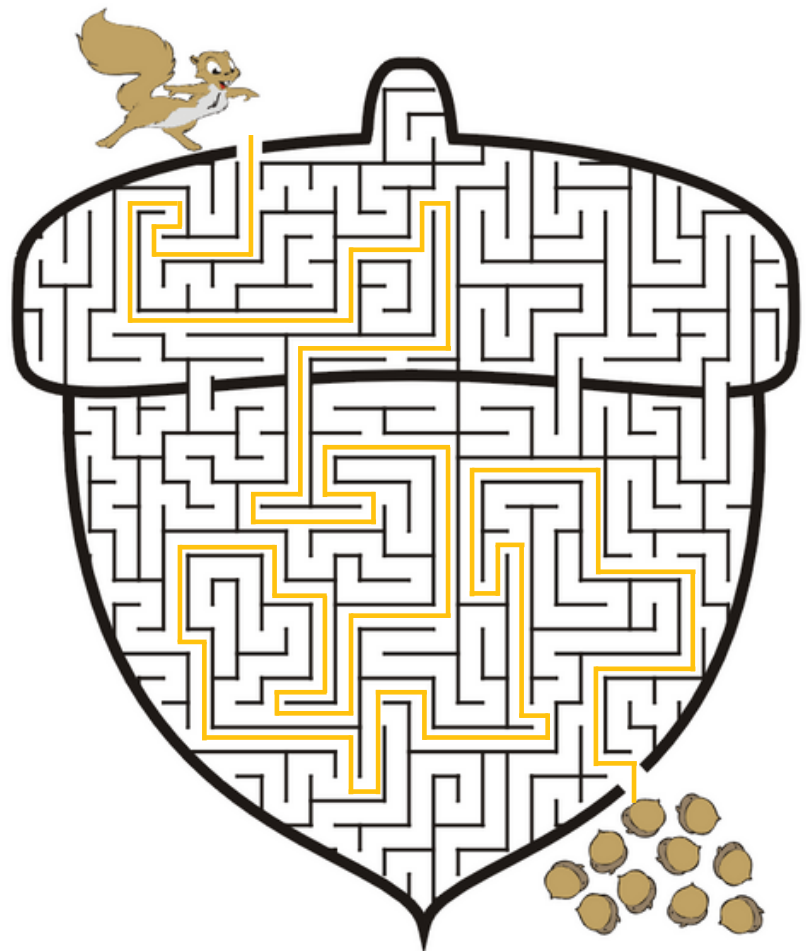
NOVEMBER ANSWER KEYS

Answers to all Cloverbuddies activities will appear on the back cover of the following month's issue. For answers to this issue, watch for next month's installment of Cloverbuddies!

WHO AM I?

LINCOLN

ASSISTING THOSE IN NEED:



An EEO/AA employer, University of Wisconsin-Extension provides equal opportunities in employment and programming, including Title VI, Title IX, and the Americans with Disabilities Act (ADA) requirements.

Source: UW Madison Division of Extension, LaCrosse County 4-H, Wisconsin

Adapted by: April Daniels, 4-H Program Educator, UW Madison Division of Extension, Pierce County